


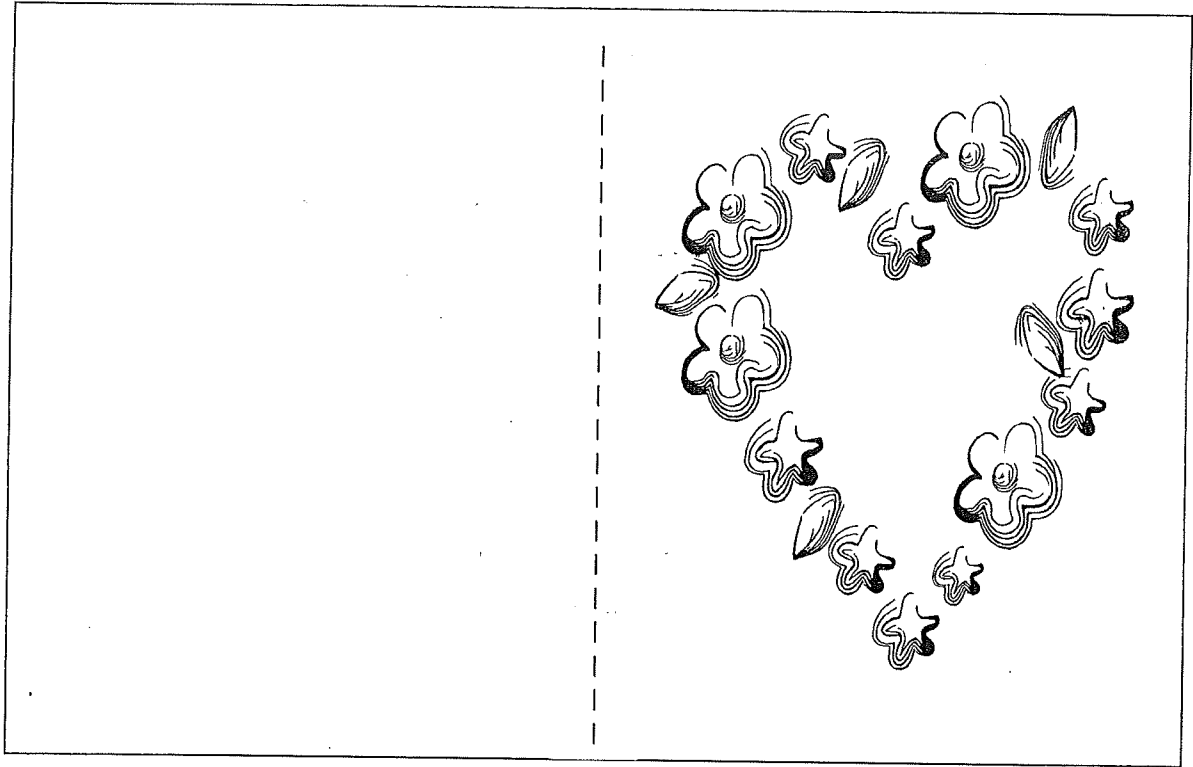




Sweet Connections Service Project







Thank you for volunteering for "Sweet Connections". In this service project, girls are creating Valentines and door decorations (hangers) for delivery. Please feel free to make your own Valentine creations, or use the enclosed patterns for Valentines and door hangers. Make as many items as you'd like. Finished Valentines and door decorations can be delivered by girls individually to a person of her choice or as a troop to a senior citizen facility in early February. Please make sure to contact any organizations before making any deliveries.





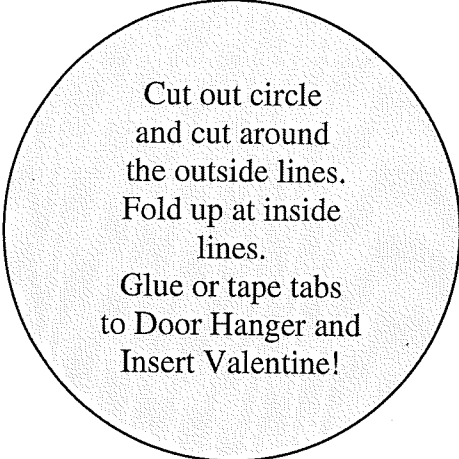













Cut out circle
and cut around
the outside lines.
Fold up at inside
lines.
Glue or tape tabs
to Door Hanger and
Insert Valentine!


After tabs are
folded under
and taped or
glued. →



Valentine

Finished
Door
Hanger

-----Fold here towards circle-----



←Fold and glue
or tape tabs to
make pocket.