


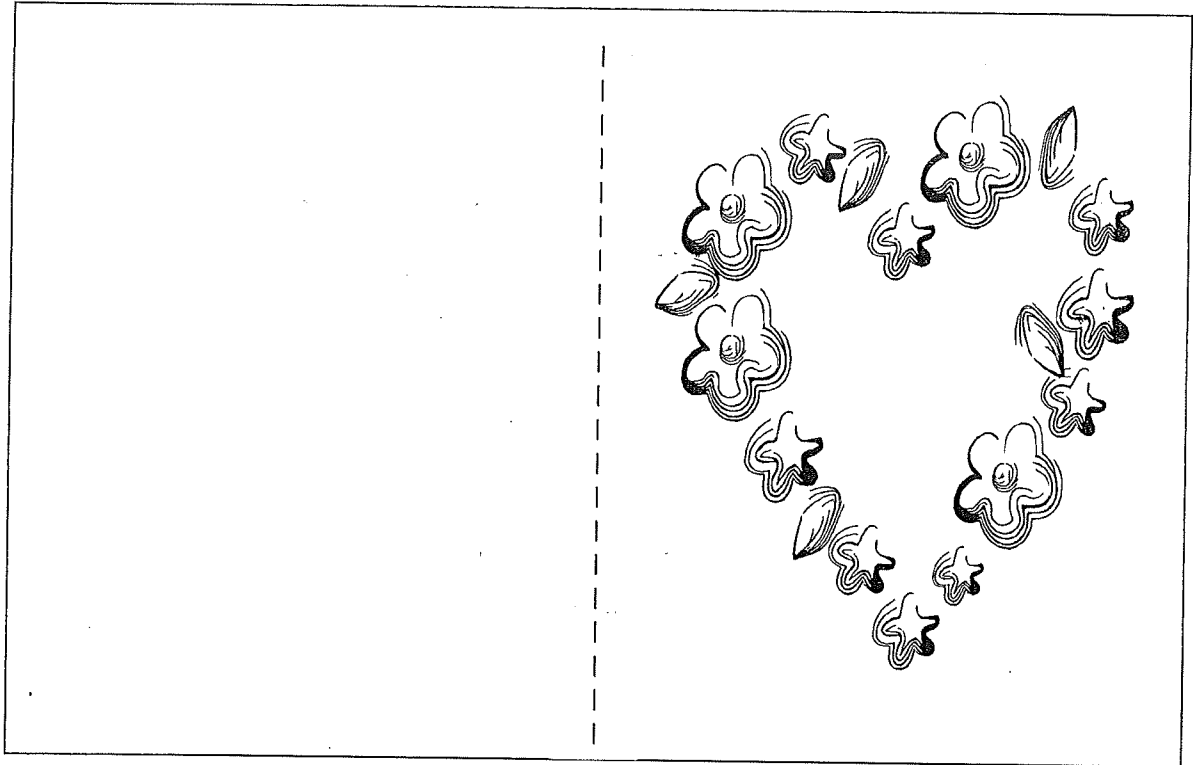




# Sweet Connections Service Project







Thank you for volunteering for "Sweet Connections". In this service project, girls are creating Valentines and door decorations (hangers) for delivery. Please feel free to make your own Valentine creations, or use the enclosed patterns for Valentines and door hangers. Make as many items as you'd like. Finished Valentines and door decorations can be delivered by girls individually to a person of her choice or as a troop to a senior citizen facility in early February. Please make sure to contact any organizations before making any deliveries.





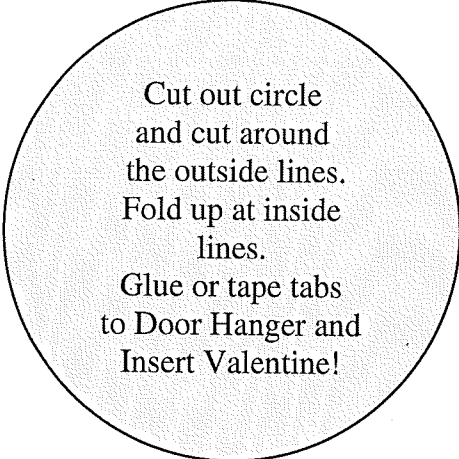














Cut out circle  
and cut around  
the outside lines.  
Fold up at inside  
lines.  
Glue or tape tabs  
to Door Hanger and  
Insert Valentine!

After tabs are  
folded under  
and taped or  
glued. →



-----Fold here towards circle-----



←Fold and glue  
or tape tabs to  
make pocket.