

This is your Time Capsule kit! Here's how to use it.

A Time Capsule is a container of important or special stuff from the present that gets sealed or buried for discovery in the future, like a message in a bottle or buried treasure!

You are living through a really strange year that the world will be talking about for years and years to come. **You are an important part of history.** By making a Time Capsule, you get to tell your story about what it was like to live during a pandemic. In 5 years, another kid is going to open it up and be so excited to see your story.

— LETTER TO THE FUTURE

Tell your story of the past year!

Write a letter to the kid that will find your time capsule in 2026. Draw and write a caption for each box using the included worksheet so they can see how brave you were.


— SENSES OF 2021

What's something you heard, tasted, saw or felt this past year that you want to share with a future kid?

Here are some ideas! Draw or write all about it on the extra sheet we provided.



What were your favorite songs? Write a playlist or the lyrics of a song you listened to a lot. If you feel extra creative, you can write out your own lyrics for a song you made up!



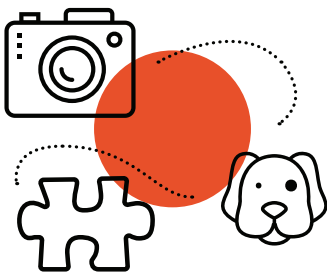
What was the best thing you ate this past year? Write a recipe out so a kid in the future can taste what you tasted!



Draw your favorite room or favorite place in your neighborhood. Where did you take walks this year? Make a map to show your neighborhood to a future kid. Make a map of your house or room!

— **SPECIAL OBJECT**

Find or make a special object that carries a memory of the past year.



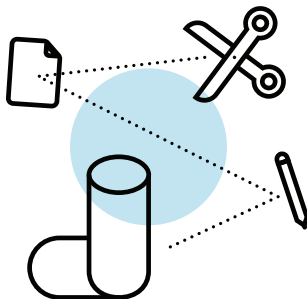
IT COULD BE...

- A favorite bookmark
- A picture you took while you were doing something fun
- A little puppet or drawing of your pet
- Anything else that tells us something special about you!

— **DECORATE THE OUTSIDE OF YOUR TIME CAPSULE!**

Imagine... what do you want that future kid to see when they find your Time Capsule?

Make it fun, special, and unique. Just like you!



FOR EXAMPLE, YOU MIGHT...

- Create a collage- cut out and glue pictures you like
- Make it look like a spaceship, a boat, a creature, or anything will keep your Time Capsule safe
- Draw on the outside how you hope the future looks when the kid opens your time capsule in 2026
- *And don't forget to put your name and age on the outside*

- **Awesome!** Now that you're finished, give your Time Capsule to the grown-up who has been helping you so they can include it in Chicago's Giant Time Capsule! If you want to keep it, please take photos of your Time Capsule (and everything in it) and share with us online at **OurTimeCapsule.org**.