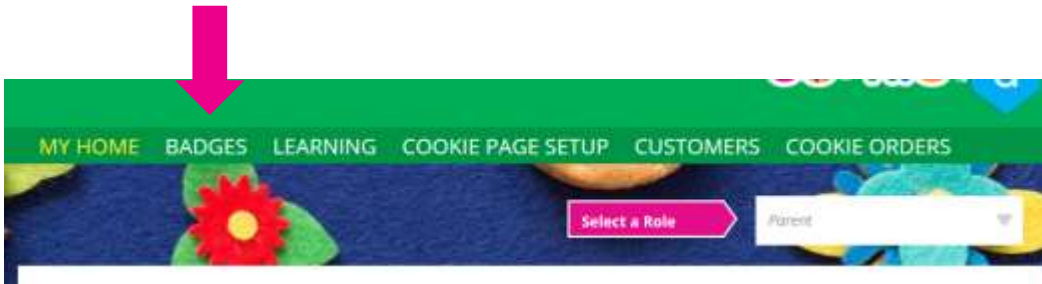


Completing Badges

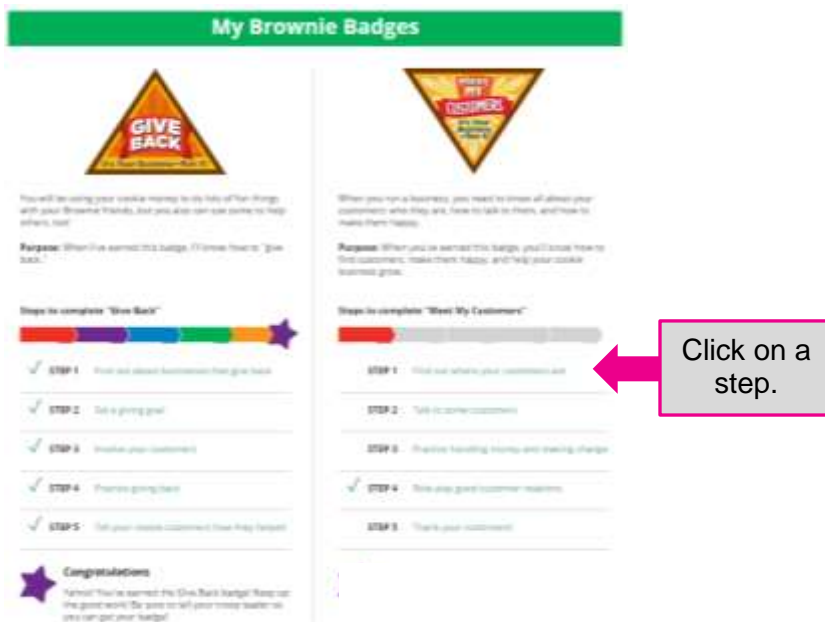
1

While you are logged in to Digital Cookie, click the link for “Badges” to be taken to the Cookie Business badges that your Girl Scout can view and complete.



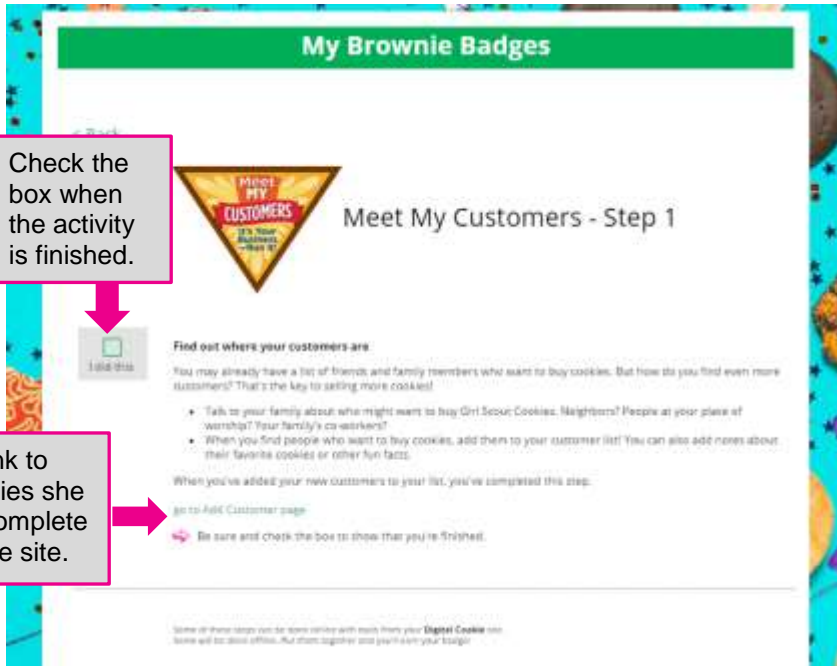
2

You'll be taken to a page that lists the earned recognitions appropriate to your Girl Scout's level. Girls can click on the instructions for each badge step:

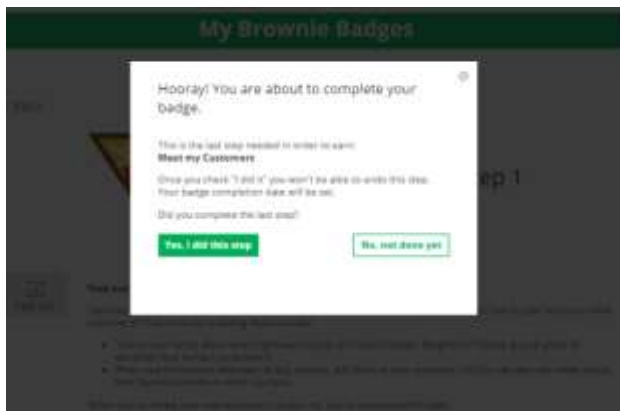


3

The instructions for that step will pop up. If there are activities within Digital Cookie that will help her complete the step, links will be included. When she is finished with each step, she can check the box to show she completed it.



NOTE that when a girl checks the box for the last step in earning that badge, she will get a pop-up asking her to confirm it. Once she marks the steps as complete and the badge earned, she can't go back.



4

When she marks the box as completed, it will show as completed on her badge page.

Girls can mark the steps as completed even if they finished the badge earlier. If she wants to do the steps again, she can— they are all great tools for her cookie sale.

When she has completed all the steps, a star will appear at the end of her progress bar and she will get a message of congratulations!

My Brownie Badges

GIVE BACK

You will be using your cookie money to do lots of fun things with your Brownie friends, but you also can use some to help others, too!

Purpose: When you've earned this badge, you'll know how to "give back."

Steps to complete "Give Back"

- ✓ STEP 1: Visit our shared resources that give back.
- ✓ STEP 2: Set up your goal.
- ✓ STEP 3: Invite your customers.
- ✓ STEP 4: Practice giving back.
- ✓ STEP 5: Tell your cookie customers how they helped!

MEET MY CUSTOMERS

When you run a business, you need to know all about your customers, who they are, how to best to work, and how to make them happy.

Purpose: When you've earned this badge, you'll know how to find customers, make them happy, and keep your cookie business growing.

Steps to complete "Meet My Customers"

- ✓ STEP 1: Find out where your customers are.
- STEP 2: Talk to some customers.
- STEP 3: Practice handling money and making change.
- ✓ STEP 4: Write up your customer relations.
- STEP 5: Thank your customers!

Activity Completed-✓

Girls should let their leaders know when they complete the badge.

5

Once the girl has completed her badge it will display in color on her home page.

Katie's Digital Cookie Platform

Welcome, Laura!

Digital Cookie can help boost your sales and amp up your selling strategy!

Cookie Sales Progress: 31% (319 / 1000)

My Sales Goal: 125 cookies (UPDATE)

Bikes Sold: 78 (URGENT)

Bikes to Sell: 47 (SEE DATA)

Completed badges are in color.