

Forgot Password or Reset Password

1

Go to digitalcookie.girlscouts.org and click the “Forgot password” link.

2

Enter the email address associated with your Girl Scout's Digital Cookie™ registration.

3

You will be sent an email with the subject: "Your request to change your Digital Cookie password" from "Girl Scout Cookies" (email@email.girlscouts.org) in about 15 minutes. Check your junk/spam/promotions if you don't receive it and be sure to add email@email.girlscouts.org to your "safe sender" list.

Click on the most recent email you received if you have requested multiples.

Open the email and click on the "Reset" link.



Reset

Dear Brittany,

Did you recently request to reset your Digital Cookie password? If so, please [reset](#) it now.

Please note: A new link will be sent to you every time you request a password reset.

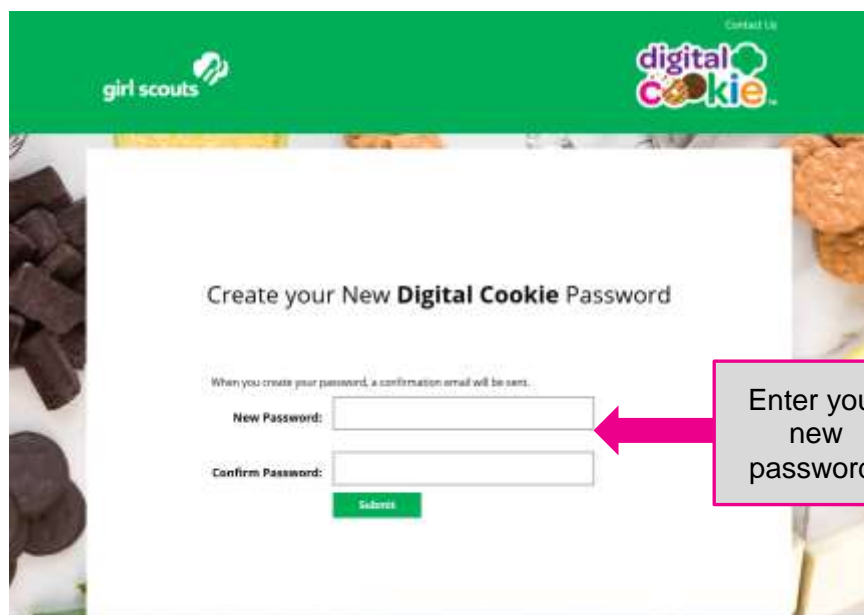
If you didn't request this change, please let us know by contacting [Customer Service](#).

Thank you!

Girl Scout Cookie Program
Oregon and SW Washington

4

You will be taken to a page to reset your password.



girl scouts

digital cookie

Create your New **Digital Cookie** Password

When you create your password, a confirmation email will be sent.

New Password:

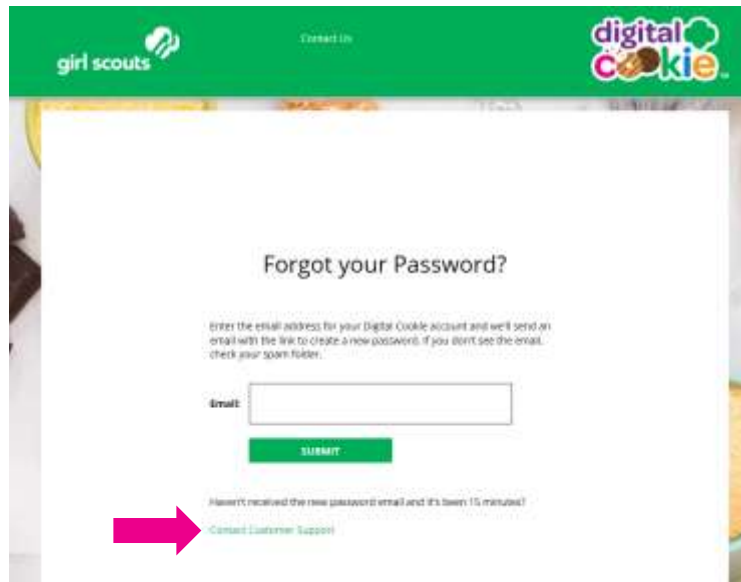
Confirm Password:

Submit

Enter your new password.

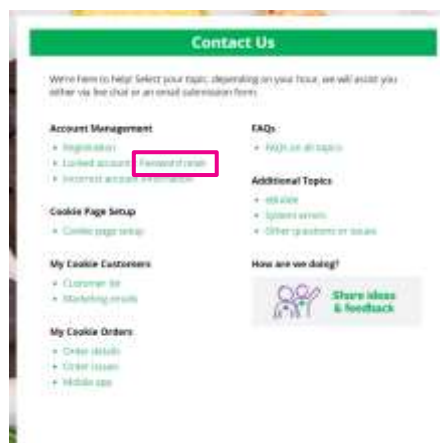
5

If you do not receive an email to reset your password in 15 minutes, return to the login page in step 1 again, click “forgot password” and this time select “Contact Customer Support” to be taken to a customer service form.



6

Select “Password Reset” to be complete information so we can assist you.



NEXT STEPS: [Site Registration](#)
[Site Setup](#)